


INNOVATIONS IN MOBILITY

RICON BR2 COMMERCIAL BIFOLD™ RAMP

TWICE THE RAMP
LENGTH IN HALF
THE PACKAGE

The unique motion pattern of the Ricon BR2 BiFold wheelchair ramp combines the security of an under floor installation with the reliability and ease-of-use of a single fold ramp. The compact drop-in modular design provides ramp lengths that exceed most regulatory requirements without compromising vehicle structure. The simple operation and low maintenance of the BR2 BiFold ramp delivers an optimal accessibility solution for low floor bus applications.


- Rugged stainless steel construction
- Simple operation, meets all ADA, CSA and D409 requirements
- Compact modular design fits outboard of chassis rails
- Watertight electrical connections



Ricon ramps set the industry standard for performance, reliability and value.



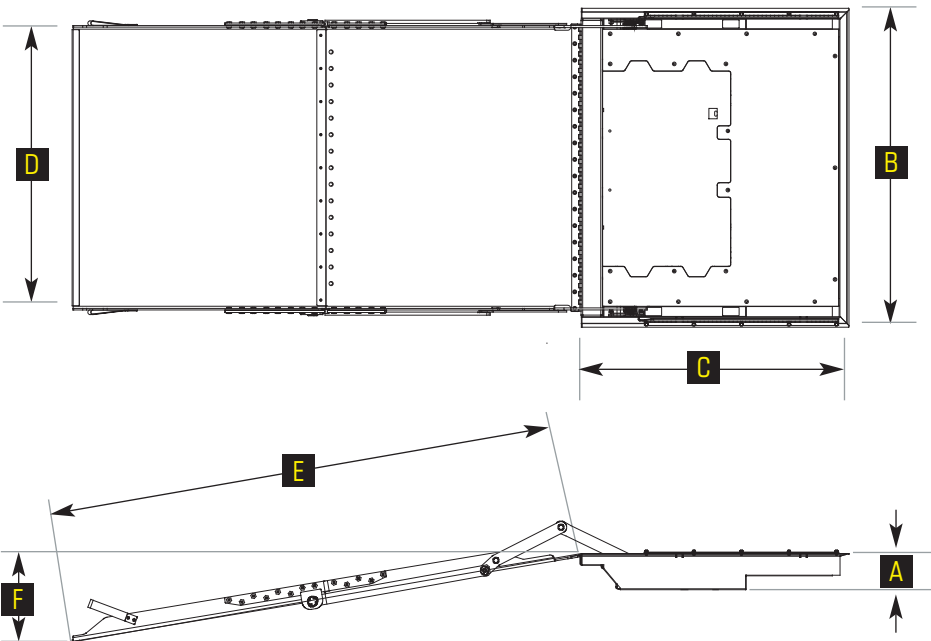
BR2 COMMERCIAL BIFOLD™ RAMP



FEATURES:

- Drop-in modular design with easy front or rear entry installation.
- Custom orders available to meet installation requirements.
- Water-resistant mechanism and controls.
- Manual operation requires no valve or switch movement.
- Topside access panel. Virtually maintenance free.
- Non-slip surface.
- Available with heated entry mat.
- Two-year limited warranty. Extended warranty available.

Power System Electro-Hydraulic
 Power Requirements
 Electric..... 12VDC or 24VDC
 Rated Load Capacity..... Up to 800 lbs. / 363kg
 Nominal Ramp Weight 298 lbs. / 135kg
 Cycle Times Adjustable from 7 to 12 seconds
 Operating Temperatures - 20F to 120F
 Max Usable Platform Length 62 in. (1578.1 mm)
 Max Usable Platform Width 34 in. (863.6 mm)
 MADE IN THE U.S.A.



STANDARD CONFIGURATIONS

Inches/Millimeters

MODEL	A	B	C	D	E	F
	Ramp Frame Height	Ramp Trim Width	Ramp Trim Length	Usable Platform Width	Sloped Surface Length	Max. Floor-to-Ground (1:6)
BR2C00	4.26/108.2	36.88/936.8	28.65/727.7	32/812.8	52.75/1339.9	8.7/220.9
BR2C02	4.30/109.2	38.55/979.2	32.37/822.2	34/863.6	62.13/1578.1	15.1/383.5

NOTE: Ramp width and length may be configured to meet specific requirements.



RICON CORPORATION
 7900 Nelson Road
 Panorama City, CA 91402
 1-800-322-2884